




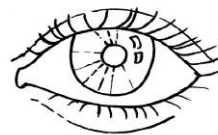
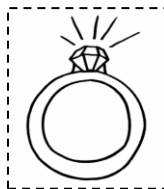

Nombre:


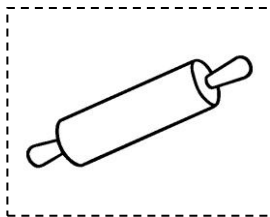




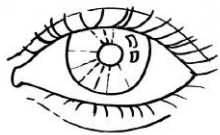

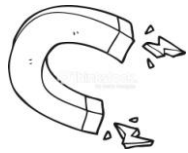

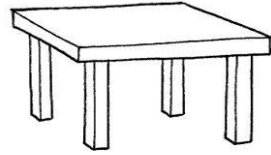


Fecha:


1. Observa las imágenes, nómbralas dando palmadas y pinta la cantidad de sílabas que tienen cada una de ellas. (Quitate por ejemplo de la pe/lo/ta)

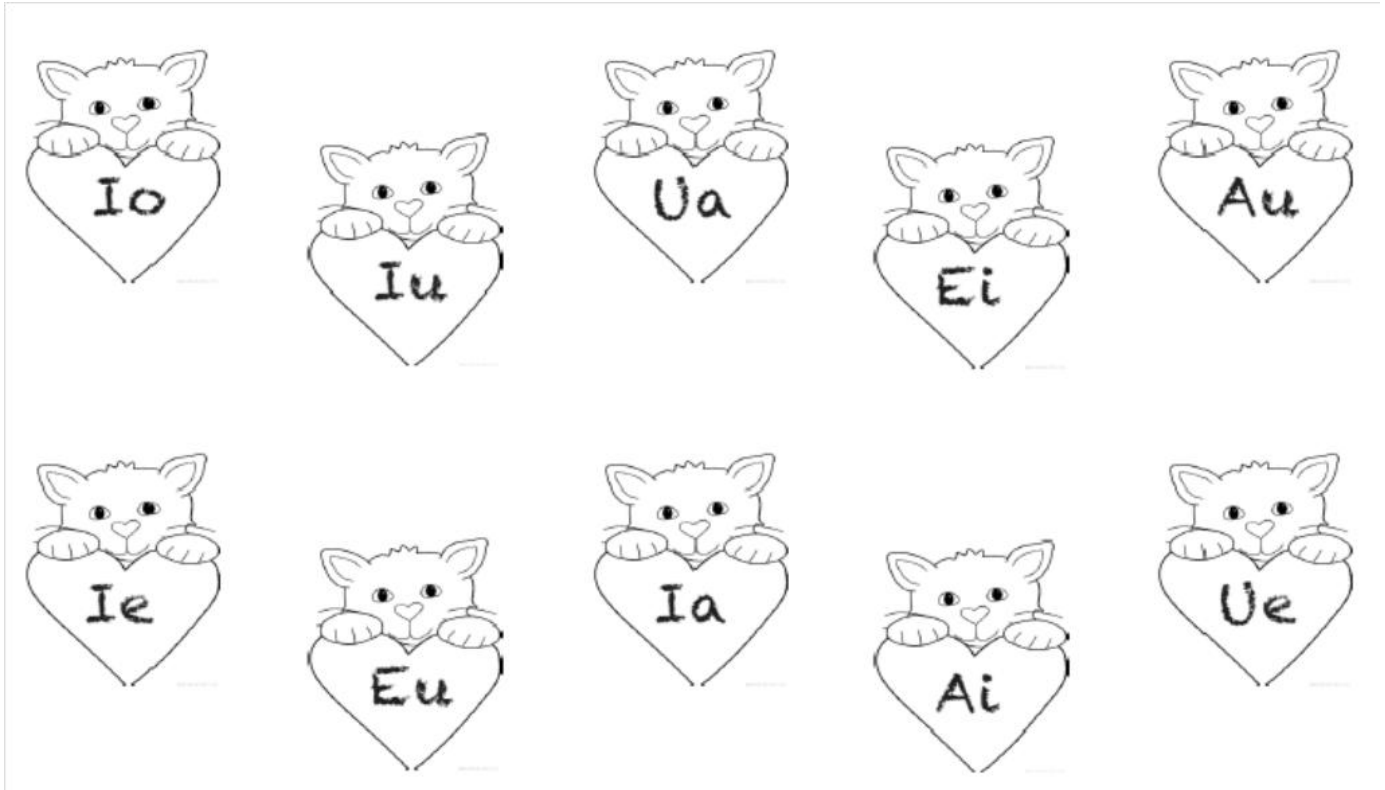


2. Nombra la imagen que está en el recuadro. ¡Fíjate con qué sonido comienza! Pinta las imágenes que tengan el mismo sonido inicial de la que está en el recuadro.






3. Repite varias veces, tocando con tu dedo cada  luego repásalo y píntalos!




4. Repite estas oraciones que te leerá un adulto, pronunciando correctamente las combinaciones vocálicas subrayadas. Luego une cada oración con la imagen que corresponde.


- La ba**il**arina se pe**i**na con la pe**i**neta.



- La re**i**na está arriba del au**to.**



- Vi**o**leta come hu**e**vo con ace**i**te.



- El ab**u**elo y la ab**u**ela comen pa**e**lla.





1 Repasa.

Tracing practice on handwriting lines:

- Row 1: Seven dashed cursive 'a's with arrows showing the starting point and direction of the stroke.
- Row 2: Seven dashed cursive 'a's with arrows showing the starting point and direction of the stroke.
- Row 3: Seven dashed cursive 'a's with arrows showing the starting point and direction of the stroke.
- Row 4: Seven dashed cursive 'a's with arrows showing the starting point and direction of the stroke.

2 Escribe las vocales.



n ñ



n n nj



t z



piz rr



1 Repasa.

Tracing practice for the letter 'E' on a set of three horizontal lines. The first row contains seven dashed uppercase 'E's, each with a small arrow and the number '1' indicating the starting point and direction of the stroke. The second row contains seven dashed lowercase 'e's, each with a small arrow and the number '1' indicating the starting point and direction of the stroke. The third row contains seven dashed uppercase 'Ε's, each with a small arrow and the number '1' indicating the starting point and direction of the stroke. The fourth row contains seven dashed lowercase 'ε's, each with a small arrow and the number '1' indicating the starting point and direction of the stroke.

2 Completa.



dificio




serpint



scalera



tomat



1 Repasa.

j j j j j j j

↑ ↑ ↑ ↑ ↑ ↑ ↑

J J J J J J J

↓ ↓ ↓ ↓ ↓ ↓ ↓

Completa.



l m ó n

6

s e s




m a r t l l o



p n t o r



1 Repasa.

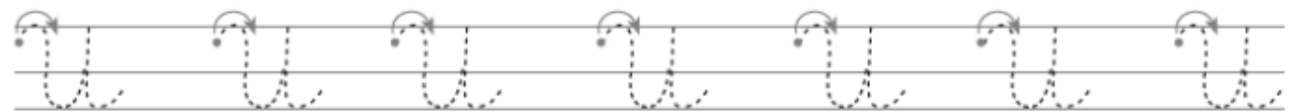
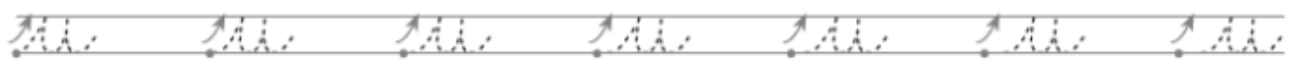


2 Completa con las vocales.





1 Repasa.



2 Completa con las vocales.



d cha



b s



d lce



c erro



b rb ja



c ermos