

ENGLISH WORKSHEET 1: "GREETINGS".
THIRD GRADE

1.- Trace and color.

Good Morning



Good afternoon



Good morning

Good afternoon

Good morning

Good afternoon

Good evening



Good night



Good evening

Good night

Good evening

Good night

2.- Reorders the dialogue.

- Hello! 1
- How are you?
- What's your name?
- Bye-bye!




- 2 Hi!
- My name is Amy.
- Goodbye!
- I'm fine.

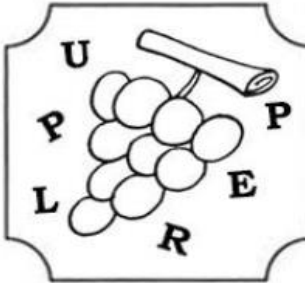
ENGLISH WORKSHEET 2: "COLOURS".

THIRD GRADE

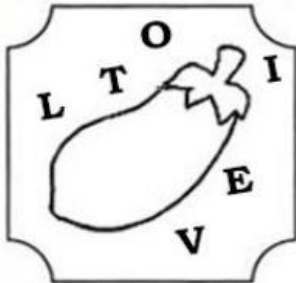
1.- Reorders the letters and write the words.











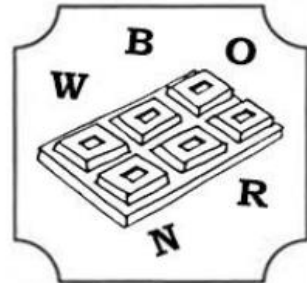


Circle the name of colours,
so with the remaining letters
you can find a mysterious word.





MYSTERIOUS WORD:




















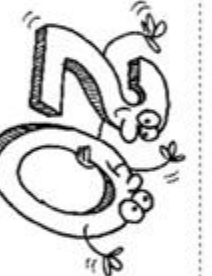




ENGLISH WORKSHEET 3: "NUMBERS".

THIRD GRADE

1.- Cut the words and paste under the correct number.

NUMBERS 11-20


				
				
FOURTEEN	SEVENTEEN	TWELVE	TWENTY	THIRTEEN
ELEVEN	NINETEEN	FIFTEEN	EIGHTEEN	SIXTEEN

ENGLISH WORKSHEET 4: "SCHOOL THINGS".

THIRD GRADE


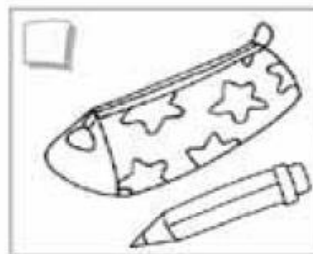
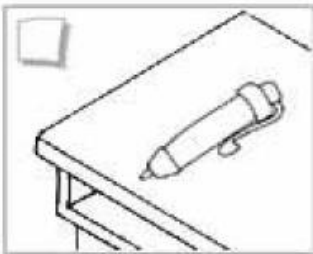
1.- Read and colour.

- blue pen.
- grey sharpener.
- purple rubber.
- yellow pencil.
- red and blue schoolbag.
- orange book.
- green ruler.
- black diary.
- pink and yellow pencil case.
- white exercise book.



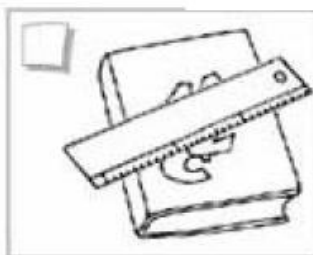
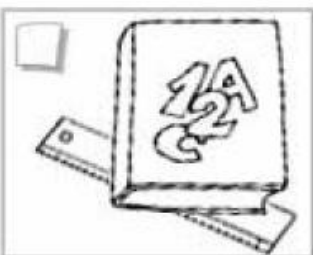
2.- Read and put a tick.

1. Where's the pen?
On the book.



2. Where's the pencil?
In the pencil case.

2. Where's the ruler?
Under the book.



4. Where's the rubber?
On the diary.