



Kids can cook



Do you like cooking?.....What's your favourite dish? For example my favourite dish is SPAGUETTI ..What's yours?

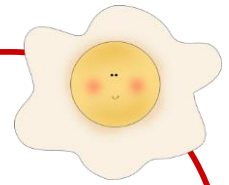
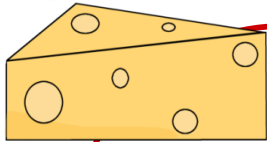
Part 1.- Vocabulary

Activity 1: First let's work with some words related to FOOD (primero vamos a revisar vocabulario relacionado con la comida)

.... banana
 fish
 olive
 lettuce
 tomato
 carrot
 cherry
 egg
 grape
 ice cream
 hamburger
 potato
 chicken
 meat
 apple
 cheese
 lemon
 bread
 pear



Activity 2: Find out these words in the wordsearch. (No olvides buscar el significado de estas palabras en tu diccionario)



FOOD


A	B	A	N	A	N	A	F	B	R	E	A	D	P	E	H	C	N	I	C
P	T	N	O	S	A	C	S	U	P	K	Y	O	G	H	U	R	T	H	A
P	V	J	U	A	F	M	V	T	P	O	T	A	T	O	F	D	I	A	U
L	I	A	N	L	I	R	H	T	U	N	A	U	I	A	L	C	A	L	L
E	N	M	I	A	E	P	J	E	L	B	S	R	E	L	K	A	V	L	I
S	E	F	R	D	S	C	A	R	R	O	T	L	N	E	F	L	E	E	F
Ñ	G	J	O	T	H	E	H	S	T	L	Z	E	N	P	L	E	G	T	L
L	A	C	H	E	G	R	Y	E	G	L	V	M	O	E	O	S	N	T	O
A	R	O	R	N	U	E	N	A	E	A	J	O	E	A	R	U	A	U	W
D	P	R	R	I	S	A	A	D	C	S	S	N	L	C	B	G	R	C	E
F	Y	X	W	S	A	L	I	A	O	U	E	F	K	H	G	A	O	E	R
E	L	Y	A	I	I	S	P	I	N	E	A	P	P	L	E	R	Q	W	E
T	V	M	X	A	T	U	R	A	S	I	A	D	R	A	T	S	U	M	R
A	O	J	A	R	A	E	S	N	N	T	O	M	A	T	O	Y	F	E	T
L	Ñ	I	P	E	B	B	O	A	F	N	A	P	A	S	T	A	A	A	C
O	C	H	F	M	A	I	N	E	Ñ	O	P	E	A	E	U	R	T	T	I
C	A	I	U	N	N	A	W	I	N	E	J	A	L	A	Q	I	A	P	L
O	S	C	C	O	L	I	V	E	Z	H	L	R	P	T	R	C	T	O	R
H	U	E	A	O	E	P	E	P	P	E	R	I	O	P	N	E	I	B	A
C	S	T	R	A	W	B	E	R	R	Y	N	P	U	O	S	L	P	N	G

apple
banana
bread
butter
carrot
cauliflower
cereals
cheese
cherry
chicken

chocolate
cucumber
fish
garlic
jam
lemon
lettuce
meat
mustard
oil

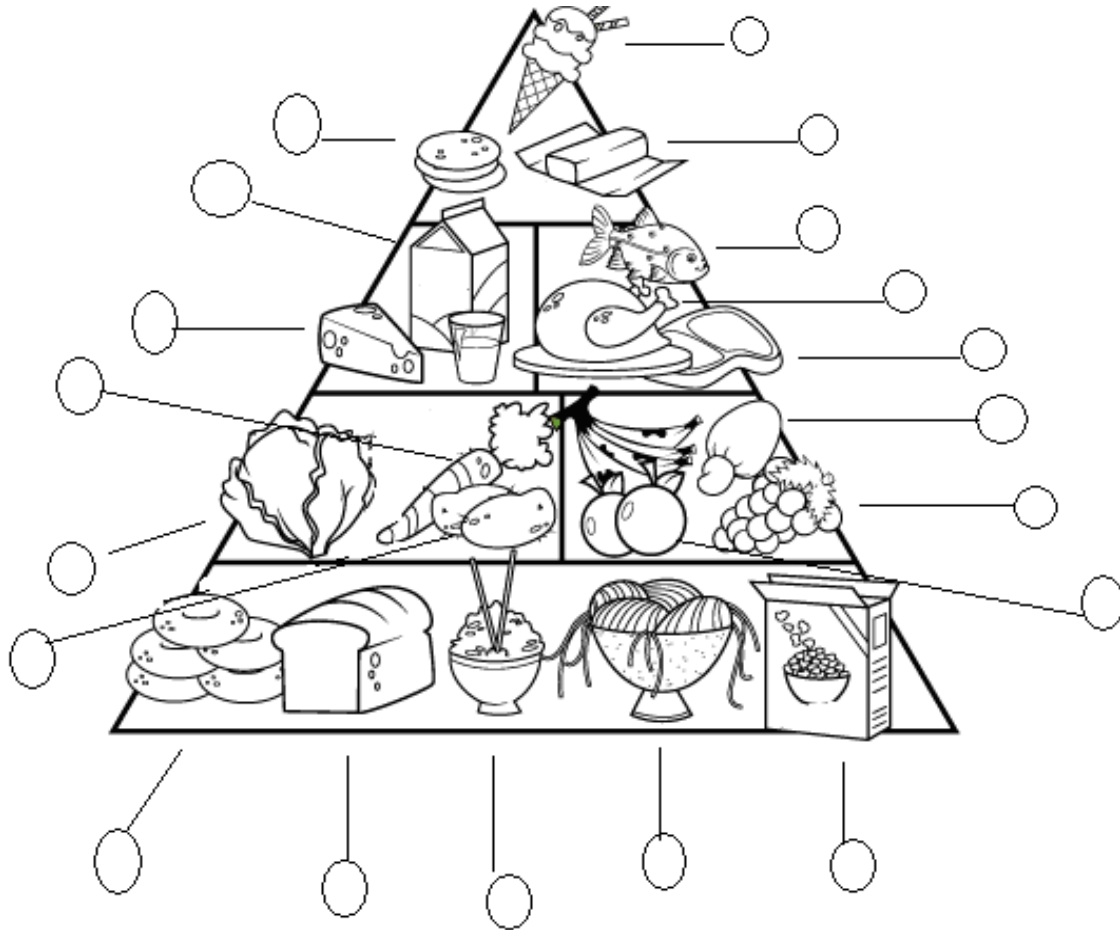
olive
onion
orange
pasta
peach
pear
pepper
pineapple
potato
raisin

rice
salad
soup
strawberry
sugar
tomato
tuna
vinegar
wine
yoghurt



Activity 3: Write the correct number for each picture.

Food Pyramid



1. pasta

2. fish

3. bread

4. ice cream

5. rice

6. lettuce

7. chicken

8. butter

9. cereal

10. oranges

11. carrot

12. steak

13. grapes

14. steak

15. milk

16. bananas

17. potatoes

18. cheese

19. cashew



Activity 4: Draw 8 items in this fridge. Write their names below.
(Dibuja 8 items dentro de este fridge. Escribe sus nombres bajo la imagen)



- | | |
|-----------|-----------|
| a.- _____ | b.- _____ |
| c.- _____ | d.- _____ |
| e.- _____ | f.- _____ |
| g.- _____ | h.- _____ |



Note: Complement these activities by using your activity book page 14 activity 1 (Complementa esta actividades realizando el ejercicio 1 pag 14 activity book)

Part 11.- Quantifiers: Some / Any

Now, let's have a look at this chart

We've got	some	cherries.	✓
We haven't got	any	cream.	✗

Have we got	any butter?	Yes, we have.
		No, we haven't.

We've got **some** cherries

significa que hay **algunas** cerezas



We haven't got **any** ice cream

significa que **no hay** helado



Have we got **any** butter?

Hay (nos queda) **algo** de mantequilla?





*Las palabras que aparecen en negrita corresponden a cuantificadores. En otras palabras son términos que nos indican cantidad. **SOME** siempre refiere a que hay algo y **ANY** indica que no hay ninguno.*

***ANY** siempre se va a utilizar en oraciones negativas (haven't got) y en preguntas.*

Exercise 1: Complete these ideas by choose SOME or ANY and one of the words in the box (Completa eligiendo some/any mas una de las palabras del recuadro)

beer cake tea water wine

Match the words in the box above with the pictures below and say if there is or isn't some or any of the above.



1. There isn't some/any _____ in the glass.



2. There is some/any _____ in the glass.



3. There isn't some/any _____ in the cup.



4. There is some/any _____ in the cup.



5. There isn't some/any _____ in the glass.



6. There is some/any _____ in the glass.



7. There isn't some/any _____ on the dish.



8. There is some/any _____ on the dish.



9. There is some/any _____ in the glass.



apples

bananas

carrots

chips

eggs

sandwiches

Match the words in the box above with the pictures below and say if there are or aren't some or any of the above.



1. There are some/any _____ in the bowl.



2. There aren't some/any _____ in the bowl.



3. There are some/any _____ in the basket.



4. There aren't some/any _____ in the basket.



5. There are some/any _____ on the tree.



6. There aren't some/any _____ on the tree.



7. There are some/any _____ on the plate.



8. There aren't some/any _____ on the plate.



9. There are some/any _____ in the basket.



10. There aren't some/any _____ in the basket.



11. There are some/any _____ on the plate.




12. There aren't some/any _____ on the plate.

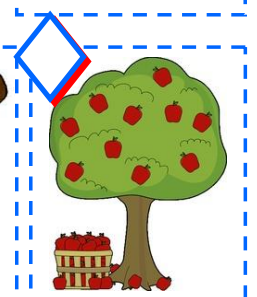






Exercise 2: Complete the following sentences using

1. Uncle Sam bought _____ detective books for my 15th birthday.
2. Is there _____ orange juice in the fridge?
3. I left _____ grapes on the table for Annie.
4. We need _____ eggs and _____ salt to make an omelet.
5. Do you have _____ sugar, Marie?
6. Mother didn't leave me _____ money before she left to Jakarta last night.
7. There aren't _____ chocolate cookies in that paper bag.
8. Bob and Sonia have _____ pen pals from Indonesia.
9. I've cooked _____ corn soup for you.
10. Did you buy _____ candies for me yesterday?



Activity 3: Complete the sentences using SOME or ANY and match the sentences with the right photo. (Completa las ideas con so meo any y unelas con la foto adecuada)



- 1.- There aren't hippos at the zoo.
- 2.- They are going to bake Biscuits.
- 3.- There isn't bad traffic today.
- 4.- They are happy because there is snow today.
- 5.- The man's smoking but his pipe gives grey smoke.

- 6.- The three children are singing nice Christmas carols.
- 7.- The girl is going to eat ice-cream.
- 8.- They have very good coffee here.
- 9.- Martin is learning tennis.
- 10.- There are red apples in the tree.
- 11.- Here are presents for Sarah.



Note: Complement these activities with activity 8 pag 17 on your activity book

Part III.- Time to cook: Recipes

Look

7 Look and read.

This is a recipe

Recipe:
Chocolate chip biscuits
2 eggs
200 grams of butter
300 grams of sugar
300 grams of flour
250 grams of chocolate chips

Put sugar and butter in a bowl.

Mix butter and sugar with a fork.

Add eggs.

Slowly add flour and mix.

Add chocolate chips.

Bake for 20 minutes.

Recipes helps us to cook some delicious dishes (las recetas nos ayudan a preparar platos deliciosos)

Look at the words in orange. What do they mean? (mira las palabras anaranjadas...que nos indican?)

This words indicate *ACTIONS* we can do in the kitchen (son acciones que realizamos en la cocina)

For example What does *MIX* mean? *Mix* means *mezclar*. What about *BAKE*?

This means *hornear*.

Have a look at these words




chop



sprinkle



boil



peel



spread



taste



fry



pour




bake



stir



grate



slice




mix



grill



break



layer



weigh



add

Activity 1: Find out these words in the wordsearch. (Si no conoces su significado..usa tu diccionario o internet)



COOKING VERBS PICTURE DICTIONARY

Cooking Verbs Find And Circle The Words In The Wordsearch Puzzle And Number The Pictures

D R A I N O H P D P C O G N W X M I X
S E G O Z E O G W P G U D H Q M Z G C
T X W L B I W D K H M T W R D H W R D
I J H D R U S R Y A K P O U R Y C A A
R M I F L A T T E N D B R E A K M T Z
F B S G E I F A O H I F P B O L A E W
S T K S R V A Y R I P X T R O A S T N
H A W E A F T R M M B M E L T T H W X
G T I J K U I P F T F D K O S Q N V O
O T V W C D L M Y D B V N S P E E L B
J Q N F H P H J L W C A E Q R T E D O
Q U W T D L Z T Q Z L B A U I X S J I
K F M Z S P R E A D E X D E N M I J L
I G Z O O O G Q J I A Q I E K I F Y N
Y U U V N P H S S Q N I U Z L Z T P F
E N H Z S D Z C H R I E C E E M O J J
S L I C E E K I Y F N E K A E Z F U M
K W D M C H O P P U G C A R V E R N W
I H J L R Z K R M Y P U C E O G Y Y U

1. Flatten
2. Spread
3. Slice
4. Knead
5. Dip
6. Sift
7. Carve
8. Mash
9. Cleaning
10. Chop
11. Roast
12. Mix
13. Melt
14. Fry
15. Break
16. Grate
17. Drain
18. Pour
19. Peel
20. Boil



Activity 2: Choose the correct word and write it on the given line
(escribe la palabra correcta en la línea dada)



COOKING VERBS READING PRACTICE

Cooking Verbs Find The Correct Word And Write It On The Line Below



Slice

Spread

Sift



Mix

Pour

Slice



Cleaning

Roast

Melt



Cleaning

Flatten

Peel



Drain

Chop

Break



Break

Chop


Grate



Carve

Dip

Fry



Sift

Slice

Mix



Roast

Melt

Mash



Drain

Knead


Peel



Part IV.- Review

Have a look at this recipe. What ingredients will you need to prepare it?

(Que ingredientes vas a necesitar para esta receta?)

23 Read the recipe and write the list of ingredients. 

A pound cake recipe	A pound cake recipe
<ul style="list-style-type: none"> • Mix butter and sugar. • Add 3 eggs, one at a time. • Add 2 cups of flour. • Add 1/2 cup of milk. • Bake for 40 minutes. 	Ingredients: 1. _____ 2. _____ 3. _____ 4. _____ 5. _____

Now using have got and haven't got + some/any : Say what thing you have and don't have to prepare this recipe. *(Utilizando have got y haven't got + some/any indica lo que tienes en casa para hacer esta receta)*



Carrot Cake Recipe
Ingredients
 2 eggs
 150 g of flour
 150 g of sugar
 200 g of carrots
 100 g of butter

Ex: I haven't got any eggs

- 1.- _____
- 2.- _____
- 3.- _____
- 4.- _____

