



# How much have you learned?



## Part 1.- Reviewing unit 1

Before starting a new lesson, let's remember some previous content. Please fill in exercises 2 and 4 on page 19 on your book. (Antes de comenzar, realicemos una revisión realizando los ejercicios mencionados)

## Lesson 2: My fashionable Friends...

*Do you like fashion? Do you look for some new trends everytime?*

*Do you like being up-to-date? (Te gusta la moda..te gusta buscar nuevas tendencias...te gusta siempre estar al dia?)*





Well, everyone has a different style when talking about clothes. Some people like sporty, some other comfy, some other hipster.etc. (Cada uno tiene su estilo particular para vestirse)

Before talking about styles, we've got to know the names of the different types of clothes...let's have a look at them.

## Part 1: Vocabulary

### Pictionary







HAT



UMBRELLA



SCARF



TIE



SHORTS



SWEATSHIRT



CAP



SUNGLASSES



SLIPPERS



SOCKS



COAT



BELT



T-SHIRT



SWEATER



BOOTS



GLOVES



BATHROBE



SKIRT



JEANS



TROUSERS



PYJAMAS



FLIP FLOPS



DRESS



JACKET



SHIRT

				
SUIT	CARDIGAN	SWEATPANTS	SHOES	TRAINERS
				
BLAZER	SANDALS	BLOUSE	SWIM SUIT	WAISTCOAT
				
RAINCOAT	TOP	OVERALLS	PANTYHOSE	PURSE
				
BRA	PANTIES	WATCH	WALLET	HANDBAG

*Note:* Before you do the activities, please have a look and study these words.

*Activity 1: Find the words*





**FIND THE HIDDEN WORDS.**



- belt
- bikini
- blouse
- boots
- cap
- coat
- dress
- gloves
- hat
- jacket
- jeans
- mittens

- pants
- sandals
- shirt
- shoes
- shorts
- socks
- suit
- sweater
- tie
- uniform
- vest
- skirt



Activity 2: Match the pictures with the words on the left

- 1. SOCKS
- 2. JEANS
- 3. BLOUSE
- 4. TROUSERS
- 5. DRESS
- 6. SHIRT
- 7. BELT
- 8. SKIRT
- 9. SCARF
- 10. RAINCOAT
- 11. T-SHIRT
- 12. JACKET
- 13. TRAINERS
- 14. SHORTS
- 15. TIE
- 16. PYJAMAS
- 17. SHOES
- 18. CAP
- 19. PULLOVER
- 20. BOOTS

A collection of clothing items arranged in a grid-like fashion. Each item is placed above a small, empty rectangular box intended for labeling. The items include: a green t-shirt, a striped tie, a pair of yellow sneakers, a purple long-sleeved shirt, a pair of brown boots, a red dress, a purple blouse, a pair of brown boots, a red dress, a green hoodie, a maroon blouse, a black belt, blue jeans, a green hoodie, brown trousers, a black belt, blue jeans, a yellow raincoat, red shorts, a pair of rainbow socks, a yellow raincoat, a blue skirt, a pair of brown shoes, a pink scarf, a pink t-shirt, a black jacket, and a grey cap.

# Clothes & Accessories

Match the words to the correct pictures and complete the crossword. Then find a secret message.

5 

3 

10 

14 

2 

6 

12 

1 

13 

17 

9 

4 

7 

1

2

3

4

5

6

7

8

9

10

11

12

13

14

15

16

17

18

19

15 

19 

18 

The secret message is People seldom notice \_\_\_\_\_  
 \_\_\_\_\_ big smile.



# FunSheet -Beginners


Which three picnic things are not described in the task?



**Your answers:**

1. You wear this on your feet when it is summer.
2. Baseball players wear them on their heads.
3. A long "jacket".
4. Only girls and women wear this piece of clothing on the top part of the body.
5. When it is cold they are nice to wear on your hands.
6. A cowboy wears these on his feet summer or winter.
7. Men wear this piece of clothing around their necks.
8. It is a long-sleeved piece of clothing and may be knitted.
9. They are blue and worn by all people.
10. This is a female shirt and is called a blouse.
11. It is a short coat.
12. Girls or women wear it and when they do you can see their legs.
13. Everybody has one and it comes in many colours and patterns. It is made of cotton.

## CLOTHES







**Activity 5:** Classify some of the words you learned into these 5 categories. At least 5 per category (clasifica el vocabulario visto en estas 5 categorías /5 por categoría)

<i>Accessories</i>	<i>Headwear</i>	<i>Footwear</i>	<i>Legwear</i>	<i>Upperbody</i>
<i>Earrings</i>	<i>Cap</i>	<i>Boots</i>	<i>Pants</i>	<i>Tshirt</i>

*Part 1): What is she wearing?*

*Have a look at this image? Can you name the things she is wearing?*

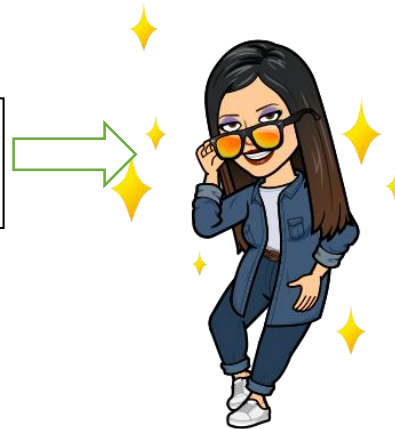
She **is wearing** blue jeans and a **black and white** tshirt





*When we describe people's clothes, we have to take into account some expressions* (Cuando describimos las prendas de vestir, es necesario utilizar algunas expresiones..)

I **am wearing** blue jeans, white sneakers, a blue jacket and a white tshirt



She **is wearing** high heels, black suit and a white shirt.

*The words in blue are the expressions used to describe people's clothes. In this case we are going to use:* Verb to be (is - am) + wearing (Las palabras en azul son las expresiones que utilizaremos para describir en este caso la ropa; toma en cuenta los dos elementos que forman esta expresión)

He /She = *is*

I = *am* **Example:**

He is wearing brown pants and a grey shirt

Marta (she) is wearing a pink dress

**Note:** When describing clothes, ALWAYS mention the color first. Then you mention the clothes (Cuando describas siempre menciona el color o característica antes de la prenda)

**Example:** *blue skirt      brown shoes      black and blue shirt*




**Activity 1: Find out their names according to their description (Encuentra su nombre de acuerdo a la descripción)**



- 1.- Mary is wearing a pink dress and black shoes. She is playing the violin.
- 2.- Carl is wearing a skyblue t-shirt, blue pants and brown shoes. He is playing with Martin with some cubes.
3. Lola is wearing a pink blouse and blue pants. She is talking with Misha.
4. Misha is wearing a blue t-shirt and grey pants. She is holding some cubes.
5. Bart is wearing a brown t-shirt, blue shorts and sneakers. He is painting a flower.
6. Joseph is wearing a yellow t-shirt and he is playing the cello.
7. Martin is wearing an orange and green t-shirt. He is playing with Carl.
8. Luis is wearing a pink shirt and green pants, he is talking with Mark.
9. Mark is sitting on a chair talking with Luis.
10. Omer is wearing a green t-shirt and blue shorts. He is playing the trumpet.

## What are they wearing?


Match the images below with their description :



1. an elegant red dress and black shoes
2. blue overalls, black boots, brown short sleeved shirt and brown hat
3. a pink jacket, a purple cap, purple trousers, and black gloves
4. a blue short sleeved shirt, brown shorts and trainers
5. a blue cap, a blue t-shirt, grey shorts and grey boots
6. an elegant black suit, a white shirt and a black bow tie.
7. a green t-shirt, blue jeans and trainers
8. a yellow short sleeved shirt, blue jeans and grey boots
9. an orange t-shirt, green shorts and trainers
10. a green striped t-shirt, blue shorts and green shoes
11. a blue short sleeved shirt, black trousers, grey shoes, a black tie and a cap
12. an orange bathrobe with yellow belt and red slippers
13. a pink short sleeved blouse, a purple skirt, a white necklace and pink shoes
14. a blue swimsuit with two red stripes

## Colour the Children

Colour the children according to the descriptions:



**Emily** is wearing a red dress, black shoes, red socks and she's got black hair.

**Laura** is blond-haired and she is wearing a pink dress, pink shoes and white socks.

**James** has got brown hair, and he is wearing a yellow T-shirt, grey shorts and brown shoes.

**Ethan** has black hair and he is wearing a green T-shirt, blue shorts and green shoes.

**Jessica** is wearing a purple dress and she has got black hair.

**Lian** has got black hair and she is wearing an orange dress, white socks and black shoes.

**Angela** is brown-haired and she is wearing a yellow T-shirt, brown overalls, yellow socks and black shoes.

**Tao** is wearing a light blue T-shirt, dark blue shorts and brown shoes and he has black hair.

**Activity 4:** Look at the photos. Choose one and describe what he/she is wearing (Elige una foto y describe lo que está usando)



Picture n° \_\_\_\_

---

---

---

---

---